




## General

- The first day of the internship is 19 September.
- The internship week is from 8 – 12 January.
- The student will be at the school every Tuesday. Some students prefer to have the week before a test week as a study week. If this is the case, the student will make arrangements to work the missed internship day at another time.
- The last internship day is 16 January.
- The student can catch up on any missed internship days on the 23rd and/or 30th January.
- Last year we started with a new teaching practice assessment form. Click [here](#) to watch a video providing further information about this new teaching practice assessment.
- The student prepares, on average, one lesson per week using the Lesson Preparation Form. Agree with the student when they should submit their completed form to you and when you will provide feedback. The student can manage a number of activities on one day. Allow the student time after the school day has finished to start preparing for the various activities they will be running.
- Talk to the student regularly about their learning objectives for the semester. At the start of the internship agree dates for the planning, progress and assessment interviews.
- Encourage the student to take charge of various different activities (language, maths, art and craft etc).

## Expectations


- At the end of Semester 1 the student can take responsibility for one part of the day. Help the student build up to this.
- We expect the student to increasingly differentiate between pupils. Show the student how the pupil monitoring system works at your school and explain how the school differentiates.
- The student is learning subject specific didactics. Ask them about subject didactics and provide them with feedback on their use of subject didactics in the lessons they give.
- The teaching practice assessment comprises activities which the student can use in order to work on their learning objectives. Help the student to plan these activities and give suggestions as to how they can best work on their learning objectives in the context of your school/class.
- Allow the student to read to the pupils. We want our student teachers to be well read and knowledgeable about children's books.

## Process Coaching and Assessment



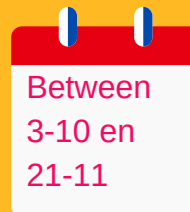
19-9

1 On the first internship day carry out a welcome interview. Click [here](#) for the content of the interview.



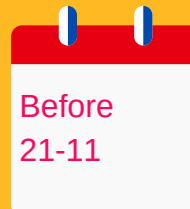
26-9

2. On the second internship day carry out a planning interview to discuss the student's learning objectives and to plan the internship. Click [here](#) for the content of this interview.



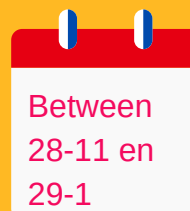
Between  
3-10 en  
21-11

3. The school trainer will visit a lesson. Agree beforehand with the student which criteria from the assessment form the school trainer should focus on.



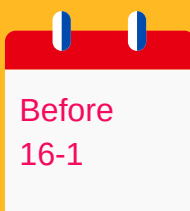
Before  
21-11

4. Hold a progress interview with the student. Click [here](#) for the composition and content of the interview..



Between  
28-11 en  
29-1

5. The school trainer will again visit a lesson. (2) You should discuss the student's assessment prior to this visit.



Before  
16-1

5. Carry out the final assessment interview. You should allow the student to reflect on their internship and provide the school trainer with your proposed assessment. Click [here](#) for the content of this interview.